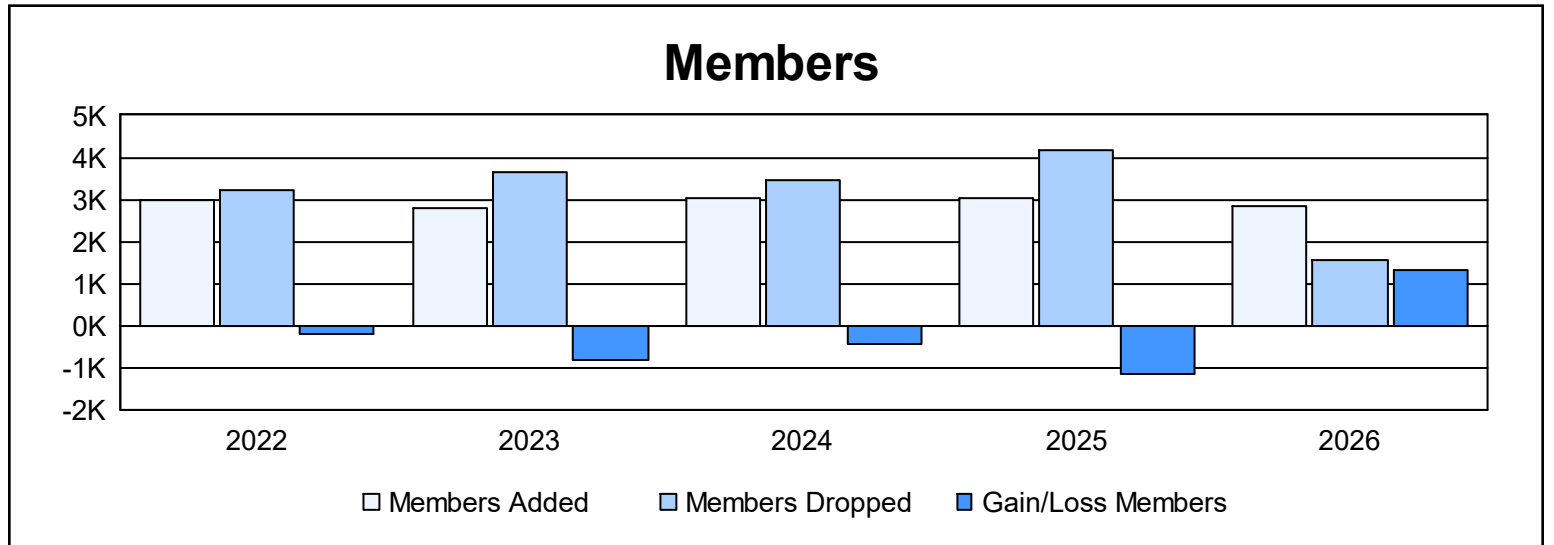
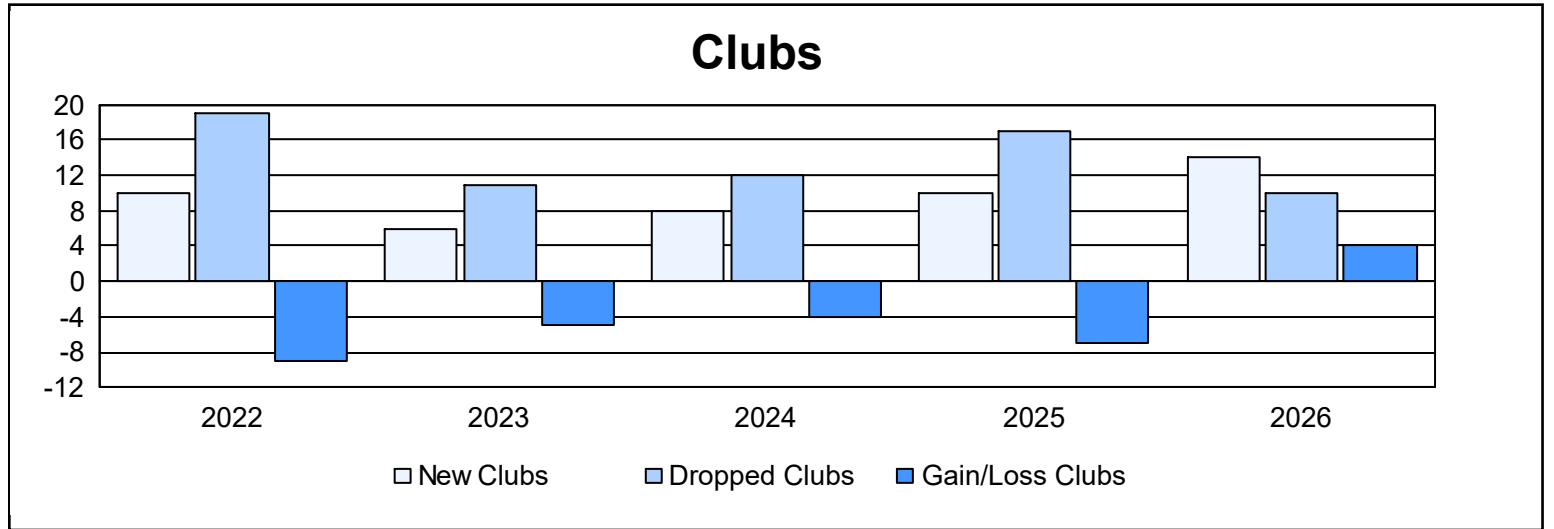
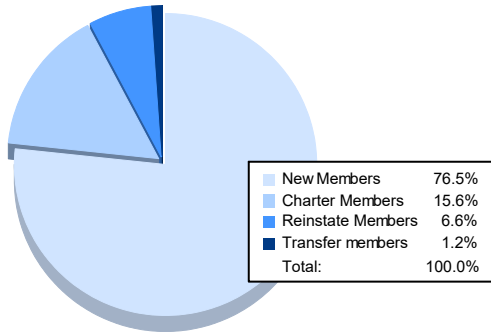


Year	New Clubs	Dropped Clubs	Gain/ Loss Clubs	New Members	Charter Members	Reinstate Members	Transfer Members	Total Member Added	Total Members Dropped	Gain/ Loss Members
2021-2022	10	19	-9	2,505	362	100	34	3,001	3,224	-223
2022-2023	6	11	-5	2,482	185	109	32	2,808	3,639	-831
2023-2024	8	12	-4	2,661	254	105	26	3,046	3,472	-426
2024-2025	10	17	-7	2,329	340	297	68	3,034	4,187	-1,153
2025-2026	14	10	4	2,169	442	188	35	2,834	1,538	1,296
Average	10	14	-4	2,429	317	160	39	2,945	3,212	-267



Membership Composition March 2026 Cumulative



Gender Composition March 2026 Cumulative

